



Excellent
Line



d&b
audiotechnik 

Alpha

Line for d&b audiotechnik

Functional Specialized

The Excellent Line offers the perfect balance between purist design and functional technology for first-class atmosphere.

The new Excellent Line Alpha was specially developed for the high-end entertainment branch and makes it the perfect complement for d&b audiotechnik loudspeakers.

Alpha

Line for d&b audiotechnik



d&b
audiotechnik 

The Excellent Line Alpha for d&b audiotechnik allows heights up to 400 cm. The massive baseplate accommodates all subwoofers for d&b series T, Y and V and can be attached through eight additional holes on substructures. Two different adapters are developed for the d&b point source series T, Y, V, Q and E (as of E8), and the d&b line source series T, Y, V and Q. All components are prepared for an electrical potential equalisation.

DesignStand Alpha

for d&b audiotechnik



Applications

indoor stand for
d&b audiotechnik
loudspeakers



Height Options

max. height: 400 cm
d&b point source series:
min. height bottom
side from the
loudspeaker 115 cm
d&b line source series:
min. height bottom
side from the
loudspeaker 70 cm



Adapter Heads

adapter heads for
d&b point source
series T, Y, V, Q and E
(as of E8) and d&b
line source series
T, Y, V



Capacity

max. recommended
load 170 kg



Baseplate

with decentralized
mount

Set Components for d&b audiotechnik



Adapter Heads

1 x d&b point source adapter head
with point source clamp | 10.5 kg
1 x d&b line source adapter head with a
d&b line source mounting device | 26 kg

Extensions

2 x 100 cm | 6.4 kg
1 x 80 cm | 5.4 kg
1 x 60 cm | 4.4 kg

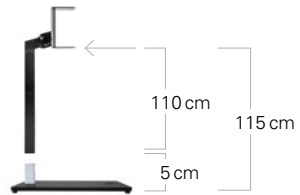
Hinge Element (optional)

1 x 80 cm | 12 kg

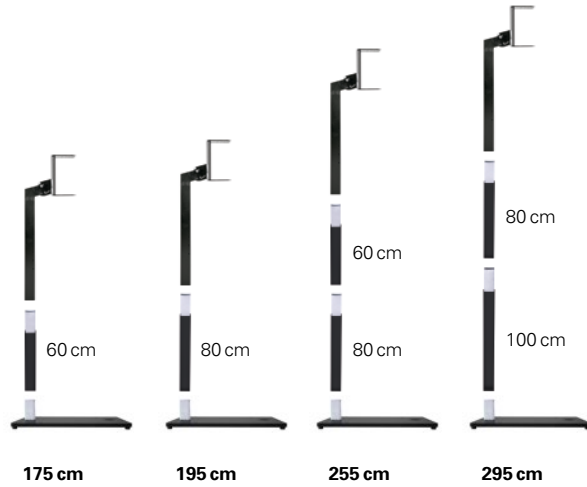
Baseplate with Decentralized Mount

1 x 5 cm | 61 kg

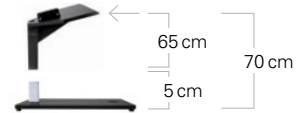
Height Options for d&b point source series



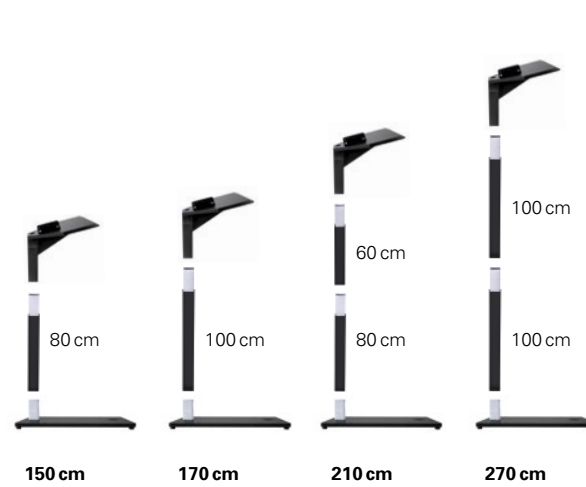
Baseplate and Mount
for d&b point source series



Height Options for d&b line source series



Baseplate and Mount
for d&b line source series



Baseplate

Color: RAL 9005



The massive aluminum baseplate accommodates all subwoofers for d&b series T, Y and V and can be attached through eight additional holes on substructures.

Hinge Element

optional

Color: RAL 9005



The hinge element makes it easier to build up the d&b point source series as well as the line source series. The hinge element replaces the 80 cm extension.

Compatible

with d&b point source series



The baseplate can carry all subs from the complete point source series.



E-Series (as of E8)

T-Series

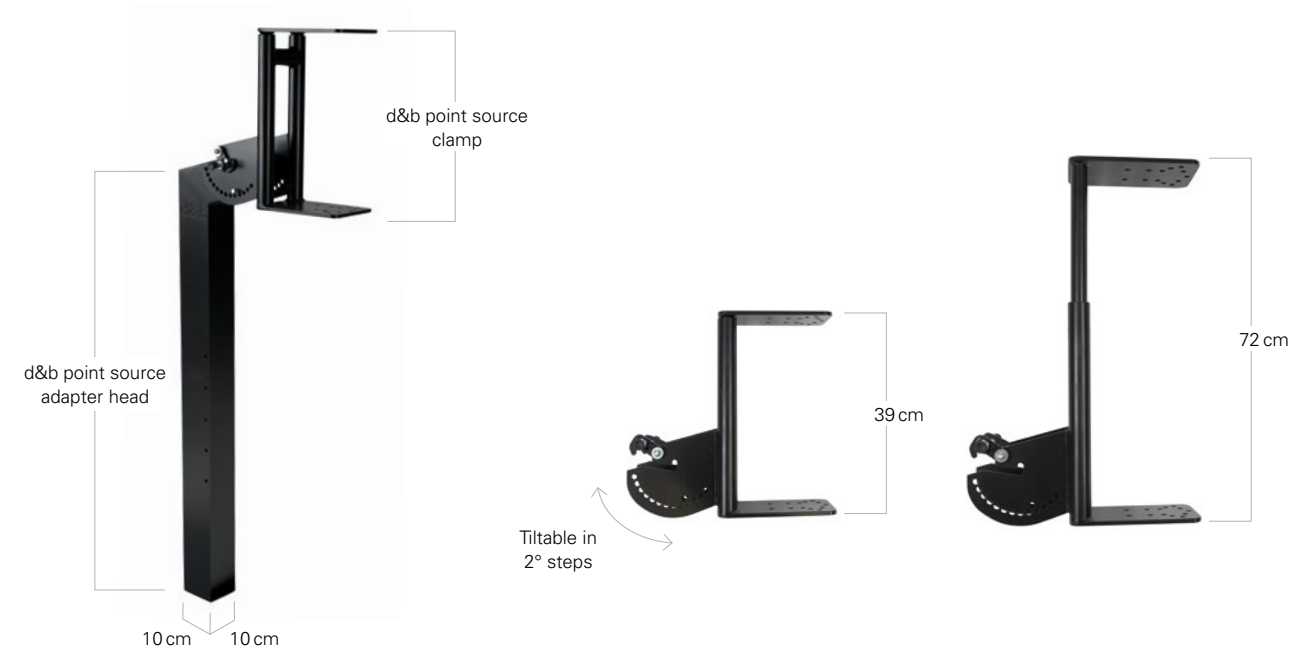
V-Series

Y-Series

Q-Series

Adapter Head for d&b point source series

Color: RAL 9005



The adapter head contains also the d&b point source clamp. The d&b point source clamp is tiltable to a maximum of 80° in 2° steps. The loudspeakers can be mounted horizontal in an angle of 20° or 40°.

The d&b point source clamp fits for loudspeakers as of the E8. The clamp is attached to the back of the loudspeakers and therefore barely visible for the audience.

Compatible

with d&b line source series



The baseplate can carry all subs from the complete line source series.



T-Series



Y-Series



V-Series

Adapter Head for d&b line source series

Color: RAL 9005



Attached to the d&b line source adapter head will be one of the mounting devices for the series T, Y or V. The d&b line source adapter head can carry a maximum load of 170 kg. The bottom element can be tilted positive or negative. The Q systems can be used with special parts.

Let us advise you about the capabilities
of Excellent Line Alpha:
+49 (0) 54 52-97 33-10

The components of Excellent Line Alpha are manufactured
and distributed in Germany.



H.O.F. ALUTEC Metallverarbeitungs GmbH & Co. KG
Brookstrasse 8
D-49497 Mettingen

T +49 (0) 54 52-97 33-10
F +49 (0) 54 52-97 33-19

sales@h-of.de

www.excellent-line.com